
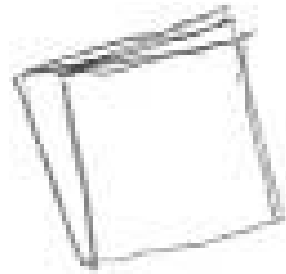


How to roll any Napkin into a Flower

1) Fold a napkin in half.



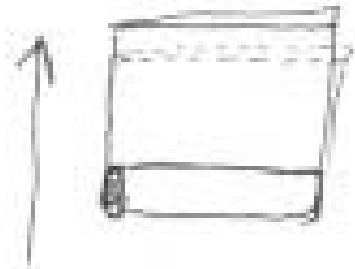
2) Fold the napkin into quarters.



3) Leave about 1" inch of overhang between napkin edges.



4) Roll the napkin up.



5) Pull the napkin through the napkin cuff, leaving about 2" inches at the top.




Make sure the folded edges of the napkin are at the bottom.

6) Pull the corners outward to open the "flower".



Try buffet service in a flower pot. You can even roll the silverware right inside the napkin!



OR Use a glass as a platform.

